




Junction casings

Junction casings in all sizes and for almost any kind of installations. This product range features practical housing sizes as well as a robust housing design which is perfect for building sites.

- As central junction casings for star-shaped cable laying.
- Easy to rewire when changing the way rooms are used.
- Separator walls to separate electrical circuits.
- End cover with screw attachment for VDE-compliant installation.



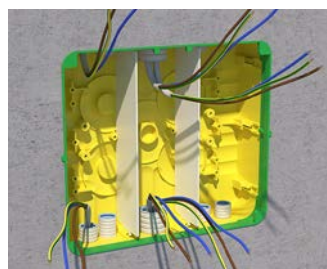
Processing instructions




Open the universal conduit entry with one hammer blow.



The junction casing and the support on the working form-work create a stable unit.



KAISER junction casings offer plenty of space for electrical installation according to DIN 18015-3.




Separator walls ensure that electrical circuits are safely separated.

Junction casing

- for terminals up to 16 mm²
- suitable for all types of form-work
- rear parts of casing with holder for support element
- for loose terminals up to 4 mm²




Length x Width x Depth	128 x 128 x 80 mm	180 x 180 x 84 mm	250 x 220 x 82 mm
Number of parts	2	2	2
Entry fields	8	8	10
possible DIN EN conduit sizes per entry field: 4 x 16 mm Ø, 3 x 20 mm Ø, 1 x 25 mm Ø, 1 x 32 mm Ø, 1 x 40 mm Ø	Yes	-	-
use separator wall for maximum of 2 electrical circuits	-	Yes	-
possible DIN EN conduit sizes per entry field: 4 x 16 mm Ø, 4 x 20 mm Ø, 1 x 25 mm Ø, 1 x 32 mm Ø, 1 x 40 mm Ø	-	Yes	-
Maximum of 3 electrical circuits with separator walls	-	-	Yes
possible DIN EN conduit sizes per entry field: 6 x 16 mm Ø, 3 x 20 mm Ø, 2 x 25 mm Ø, 1 x 32 mm Ø, 1 x 40 mm Ø	-	-	Yes
	Yes	Yes	Yes
Art.-No.	1295-02	1296-02	1297-02
Inner packaging/shipping	1 / 10	1 / 10	1 / 5

Equipotential bonding casing 10² and 16²

- including equipotential bonding busbar, corrosion protected
- for bathrooms or similar
- including cover



Length x Width x Depth	250 x 220 x 82 mm	128 x 128 x 80 mm
Cables up to 16 ² , single and stranded wire	7	-
Circular conductors Ø 8–10 mm	1	-
Flat strip up to 30 mm wide	1	-
Entry fields	8	8
possible DIN EN conduit sizes per entry field: 6 x 16 mm Ø, 3 x 20 mm Ø, 2 x 25 mm Ø, 1 x 32 mm Ø, 1 x 40 mm Ø	Yes	-
Cables 1.5–10 ²	-	6
Circular conductor 6–16 ²	-	1
possible DIN EN conduit sizes per entry field: 4 x 16 mm Ø, 3 x 20 mm Ø, 1 x 25 mm Ø, 1 x 32 mm Ø, 1 x 40 mm Ø	-	Yes
	Yes	-
Art.-No.	1297-75	1295-73
Inner packaging/shipping	- / 1	1 / 10

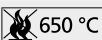


Note

Other earthing products can be found at our website.

Flush-mounted junction box

- For wood and steel formwork on in-situ concrete and for flush-mounted (masonry) installations
- With internally fitting cover as adhesive attachment surface
- Where fixing to vertical formwork and using adhesive to attach, the box must be mounted on a telescopic support (item no. 9957)
- For loose terminals up to 4 mm²




Length x Width x Depth	115 x 115 x 76 mm	115 x 115 x 101 mm	115 x 115 x 150 mm
Break-out openings Ø 20 mm	16	16	16
Combination conduit entries M20/25	4	8	8
Number of nails	4	4	4
 650 °C / 	Yes / Yes	Yes / Yes	Yes / Yes
	Yes	Yes	Yes
Art.-No.	9909.01	9908.01	9908.21
Inner packaging/shipping	- / 50	- / 30	- / 5

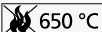


Junction casings and accessories

for on-site mixed concrete

Flush-mounted junction boxes

- For wood and steel formwork on in-situ concrete and for flush-mounted (masonry) installations
- With internally fitting cover as adhesive attachment surface

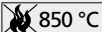




Length x Width x Depth	115 x 115 x 105 mm	115 x 115 x 150 mm
Break-out openings Ø 20 mm	12	12
Combination conduit entries M20/25	4	4
Combination conduit entries M25/32	2	2
Number of nails	4	4
 650 °C / 	Yes / Yes	Yes / Yes
	Yes	Yes
Art.-No.	9907	9907.21
Inner packaging/shipping	- / 20	- / 5

Extension pieces for flush-mounted junction boxes

- For increasing the front-to-back depth of the box or for sub-ceiling insulation
- Multiple extensions possible
- With two fixing screws



Length x Width x Depth	115 x 115 x 13 mm	115 x 115 x 12 mm	115 x 115 x 45 mm
Number of screws	-	2	2
 850 °C / 	Yes / Yes	Yes / Yes	Yes / Yes
	Yes	Yes	Yes
Art.-No.	9908.68	9907.68	9907.68.45
Inner packaging/shipping	- / 10	- / 10	- / 5

Plug-in cover

- smooth surface with rounded edge



Length x Width x Height	130 x 130 x 7 mm	130 x 130 x 3.5 mm	130 x 130 x 3.5 mm	130 x 130 x 3.5 mm
Colour	RAL 9010	RAL 9010	RAL 9010	RAL 9010
 850 °C / 	Yes / Yes	Yes / Yes	Yes / Yes	Yes / Yes
	Yes	Yes	Yes	Yes
Art.-No.	9909.22	9909.20	9909.10	9909.12
Inner packaging/shipping	- / 10	- / 10	- / 10	- / 10

Screw-in cover

- smooth surface with rounded edge



Length x Width x Height	130 x 130 x 3.5 mm
Number of plastic screws	4
Art.-No.	9909.02 S
Inner packaging/shipping	- / 10

Waterproof cover

- Anodised aluminium
- with full neoprene seal
- Cover fixing with enclosed screws, non-rusting



Length x Width x Height	130 x 130 x 1.5 mm
Screws	4x, Ø 4x35
Art.-No.	9909.03
Inner packaging/shipping	- / 100

Adhesive foil

- for anti-shock fixing of boxes and casings in horizontal formwork
- for vertical formwork, additional bracing must be provided using a support element and abutments
- Degreasing formwork
- Double-sided adhesion



Art.-No.	1219-00
Inner packaging/shipping	200 / 1000